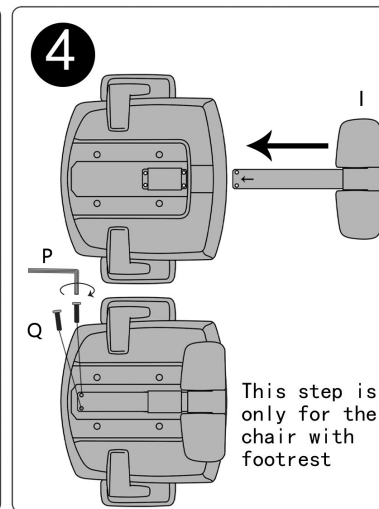
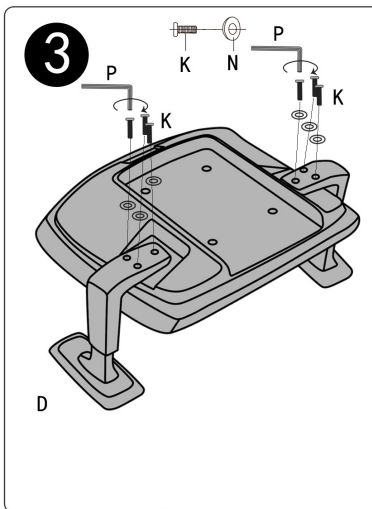
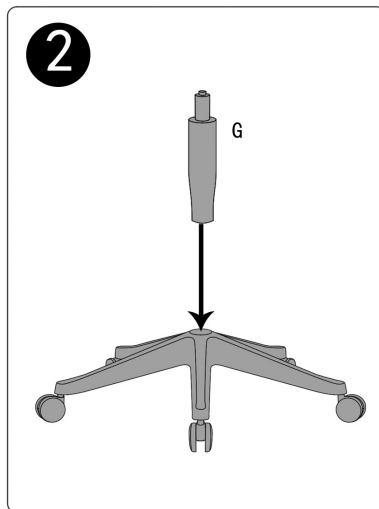
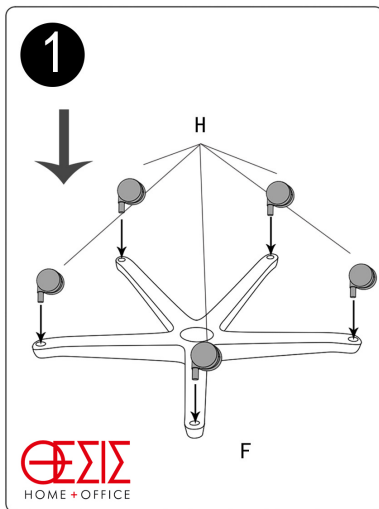
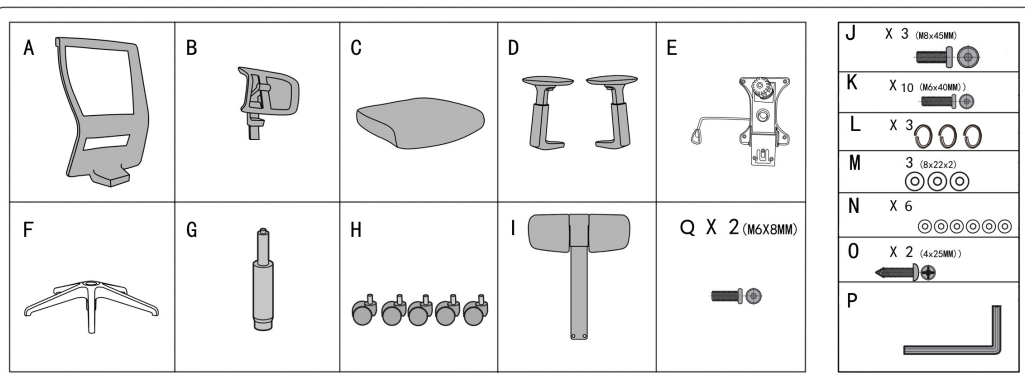


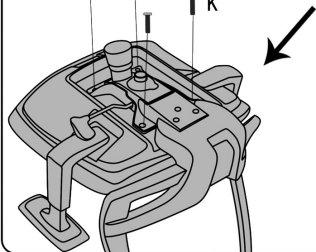
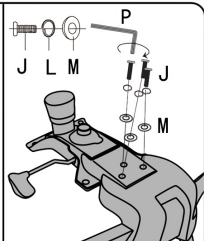
ASSEMBLY INSTRUCTION

BEFORE USE AND ASSEMBLY THIS PRODUCT, PLEASE READ
THIS INSTRUCTIONS CAREFULLY.

M5



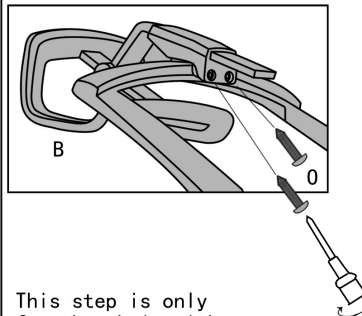
5



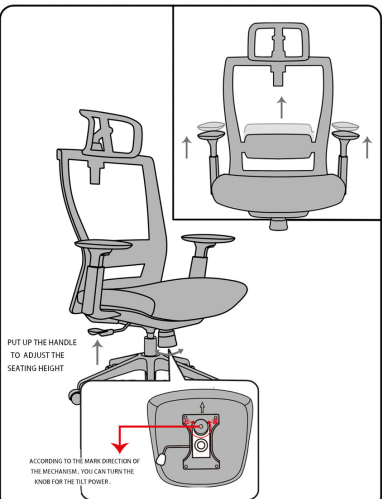
6



7



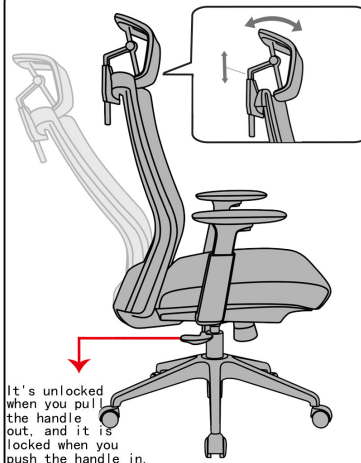
This step is only for the chair with headrest



PULL UP THE HANDLE TO ADJUST THE SEATING HEIGHT

ACCORDING TO THE MARK DIRECTION OF THE MECHANISM, YOU CAN TURN THE KNOB FOR THE TILT POWER.

This step is only for the chair with footrest



It's unlocked when you pull the handle out, and it is locked when you push the handle in.

WARNING

FAILURE TO FOLLOW THESE INSTRUCTIONS MAY RESULT IN SERIOUS INJURY

1. THIS PRODUCT IS DESIGNED FOR SEATING ONLY. DO NOT STAND ON THIS PRODUCT. DO NOT USE IT AS A STEP LADDER.
2. DO NOT USE THIS PRODUCT UNLESS ALL BOLTS AND PARTS ARE FIRMLY TIGHTENED. AT LEAST WITHIN 3 MONTHS, YOU HAVE TO CHECK ALL THE PARTS FOR SAFETY USE.
3. IF ANY PARTS ARE MISSING, DAMAGED OR WORN, STOP USING THIS PRODUCT, PREPARE THE PRODUCT WITH MANUFACTURER'S SUPPLIED PARTS.
4. DO NOT SIT ON THE ARMREST OF THIS PRODUCT.
5. THIS PRODUCT IS DESIGNED FOR SITTING ONE PERSON AT A TIME.
6. CHILDREN UNDER THE AGE OF 10, PLEASE USE UNDER ADULT SUPERVISION.